



Associated with Oil & Gas Development

June 14-15, 2011 Dallas, Texas



TASGlobalOperations



- Headquartered in Houston, TX (1999)
- Offices in Dubai, Doha, Qatar, SE Asia and Turkey
- ~ 300,000 sqft. of manufacturing space
- Capability for 100+ Large Modular Systems per Year

TASGlobalPresence




Relevant ORC Experience

TAS Innovation	Developer	Plant	Nameplate Size Qty	Delivery	Public – Private Partnership

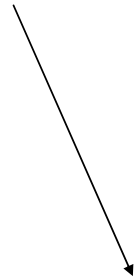
TASORCCapacityMap

Source
Temp

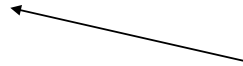
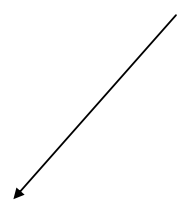


TAS Turbo Expander Development

Single or Two-Stage
Turbine Rotor



Shaft/Bearing/Seal
Subassembly



Terra Gen- Beowawe Bottom Cycle

PIERS BY OTHERS


REMARK	DESCRIPTION	SIZE/MATERIAL
A1	BRINE INLET	14" 304 SS RF FLO
A2	BRINE OUTLET	14" 304 SS RF FLO
A3	INSTRUMENT AIR SUPPLY	3/4" 304 SS RF FLO

GENERAL ARRANGEMENT
PACKAGED GEOTHERMAL POWER
TORRA-GEN BEOWAVE POWER
BATTLE MOUNTAIN, NV.

1:125

205°F– Subcritical Cycle Nominal 2.5 MW's

Terra Gen- Beowawe Bottom Cycle



205°F– Subcritical Cycle Nominal 2.5 MW's

Terra Gen_ Renewables Bottom

Terra Gen - Renewable Energy

Terra Gen- Beowawe Bottom Cycle



205°F– Subcritical Cycle Nominal 2.5 MW's

Terra Gen- Beowawe Bottom Cycle



205°F– Subcritical Cycle Nominal 2.5 MW's

Terra Gen- Beowawe Bottom Cycle



Terra Gen- Beowawe Bottom Cycle



205°F– Subcritical Cycle Nominal 2.5 MW's

Terra Gen– Dixie Valley Bottom Cycle

225°F– Subcritical Cycle Nominal 6.2 MW's EPC





Key Drivers – Any Development

- Normally quantified in NPV, IRR, ROI...
- Does the application make sense...
 1. Wells – land position – control...
 2. Resource temp, flow, quality, validation...
 3. Ambient conditions ..temperatures..
 4. Water make up water?..or Air Cooled...
 5. Off take: PPA– site set off rate...
 6. Costs and financial feasibility?????????
 7. Where does the \$\$ come from?????????

SimpleOutput

Description	Unit	1 Well	3 Wells	4 Wells	5 Wells	6 Wells	
Heat Source Flow Rate	l/s	80	213	320	400	480	
Heat Source Tin	C	120	120	120	120	120	





Thank You

Halley Dickey 909.838.6235

HDickey@TAS.com

